



Summer at Thunderhill Raceway ahhhh or awww. What can I say, it's going to be hot. Please keep hydrated and in the shade as much as possible. We are able to use the first floor of the clubhouse to keep cool. We will have downloads held there, so be respectful if there is a classroom session happening.

PLEASE READ THIS ENTIRE EMAIL, AND ANY ATTACHMENTS YOU HAVE NOT SEEN.

You are scheduled to run with HOD on **Saturday 7/10 and/or Sunday 7/11.**

There will be paddock access on Friday night after 6pm. Gates open in the morning at 6:30am.

Please click here to check out important policies of Hooked On Driving.

<https://www.hookedondriving.com/important-policies-and-forms>

Attached find:

Event Schedule

For New Drivers a What to Expect Note

Event Logistics:

- There will be camping inside the paddock for the weekend. **You must have registered to camp for one or both nights and paid in advance.** Click here to register for camping.
https://www.hookedondriving.com/event-details/7.10.21_and_7.11.21_Thunderhill_3_Mile
- Gate opens on Saturday and Sunday at 6:30am for drivers.
- There will be a staggered check-in process, by run group. Stop by and get checked in. We're trying to avoid large gatherings of drivers at check in.
- Drivers meetings are mandatory for all drivers for the first meeting.
 - A group meets inside the clubhouse at 8:15
 - C group meets at 8:15 under the south canopy.
 - B group meets at 8:35 under the canopy by the grill window.
 - D group meets at 8:45 under the south canopy
 -

PLEASE LISTEN TO THE ANNOUNCEMENTS DURING THE DAY. MEETING SITES MAY CHANGE AND THERE MAY BE A MANDATORY MEETING SOMETIME DURING THE DAY.

- Track goes hot at 9am with the C group.
- **Check-in will be near the clubhouse.**

Check the time for your run group's check in time. All drivers will be given your name tag, wristband, lunch ticket and run group letter. Schedules will be available as well. If you pre paid online for car numbers, you will get them near this location. If you pre paid for a guest lunch, that ticket will also be in your envelope.

PLEASE make sure driver wristbands are on your left wrist.

Hot Pink for Saturday and Purple for Sunday.

- If you have a passenger, we will gather some info from them on site and get them an orange passenger wristband.
- Four spaces at the south canopy will be blocked off for group meetings. Participants can have some

shade to sit and share, while still maintaining physical distance.

- HOD will be providing water. If you prefer iced cold water, we recommend you bring a cooler with ice for yourself.

Helmets must have the current HOD sticker to get on track. If you don't have a 10 or 15 HOD sticker yet, please bring your helmet to check-in for inspection. Helmets must have a **SA2010** manufacturer label or newer, **No Motorcycle helmets please**. These will have a "M" on the inside sticker rather than SA. Rentals available for \$30 for the day. If your helmet has a 2010 or 2015 HOD sticker already, you do not need to bring it for us to check for this event. We now also have HANS devices for rent for \$50 per day. If you, as a driver, have a 5 or 6 point harness, then your passenger must also have the same safety gear as you.

Please remove or stow all loose gear before going to the grid. Front windows must be down while on track. **If you have a tow hook install it.** All cars must have 6-inch numbers on each side. HOD will have numbers available (\$5 for a set). Already have numbers? Prefer bringing blue tape? You are good to go!

We are working with the Thunderhill Grill for a great lunch. Lunch will be served outside the clubhouse. We start our lunch break at 11:30 to 1:30. If you are done with your morning track sessions, head on over to get your lunch as there is limited seating. We are unable to add guest lunches the day of the event, but the Thunderhill Grill will be open so they can buy direct from the front windows at the grill.

No alcohol to be consumed anywhere on track property before the final checkered flag at 5pm both days. No exceptions!

Thank you on behalf of David Ray and the HOD Team!

If you have **any** questions about the event, feel free to email or give me a call. We look forward to seeing you at the track!!!

Teri Barrett

Operations Manager

Ph (707) 495 0374

Fax (707) 762 9113

terib@hookedondriving.com

PO Box 2966, Petaluma, CA 94953-2966

<https://www.hookedondriving.com>



Head and Neck Restraint Requirement

As of 1/1/19, HOD nationally, requires FIA or SFI certified Head and Neck Restraints for any drivers and/or passengers in cars equipped with 5 or 6 -point harnesses during an HOD event. This does NOT apply to cars utilizing stock, 3-point seat belt systems. |

Currently, approved head and neck restraint systems are:

- NecksGen
- HANS
- Simpson Hybrid S
- Schroth SHR Flex
- Stand 21 Ultimate, Hitech, and Club Series
- Z Neck Tech (Zamp)

HOD will not require or prohibit the use of these systems with 4-point harnesses, and notes that the Schroth ASM 4-point system is the only one certified as proven to provide anti-submarining protection. Further, the Simpson Hybrid S is currently the only system that has been certified to provide restraint functions with 3-point, 4-point, as well as 5 or 6-point systems.

There will be a one event grace period for those who did not get this notice.

**Thank you for choosing Hooked On Driving! This page should give you a good idea of
What to Expect when you arrive at Thunderhill Raceway**

**MASKS OR FACE COVERINGS ARE REQUIRED AT ALL TIMES
AS WELL AS MAINTAINING 6' OF SOCIAL DISTANCING.**

- It is best to arrive with a full tank of gas. You will use a lot during the day. Gas is available at the track, but is more expensive than at a gas station. Watch your gauge during the day, if you are much below ½ tank, it's a great idea to fill up. Please do not run out of gas on the track!!!
- When you arrive at the front gate you will be met by a track employee and ask you and your guests to sign a track waiver(s). There is no charge at the gate and this waiver is just for the track.
- Once the waivers are signed you will be directed into the “paddock” which is really just the parking lot. You will see how other cars have parked or you can ask one of our meet and greet team with yellow shirts and big smiles to help you find a spot. They can also answer any questions you might have.
- The shade spots under the canopies go fast. If you see stuff left there, it means someone already has that spot. Sometimes the canopy at the north end has spots available. Please do not park any trailers under the canopy. This space should be for cars and people.
- After you park you will want to empty your car of all loose gear. Some folks bring a plastic tub and place their gear in if we expect inclement weather. Your gear will be OK for the day, just on the ground near your car. You are welcome to bring inside if you have any concerns. Our check-in is outside under the canopy near the Thunderhill Grill.
- Next you should go to check-in. If you have completed your e-signature waiver and car inspection. Check out your account on the HOD website to verify. If we have seen your helmet and you have a current HOD sticker on it, no need to bring in it. If you have not completed the e-signature forms online, you will be asked to complete a self tech sheet for today's event.

NOTE: Your helmet must be a SA2010 or newer helmet. NO “M” (motorcycle) helmets are allowed.

- At check-in, you will get your run group letter, a lunch ticket and your driver's wristband. Schedules, track maps, flag review sheets are all available at the check-in desk.
- 6” numbers are required on both sides of your car. Vinyl numbers are available from HOD for \$5/set. If you prefer to bring blue tape and do it yourself... all good!
- If you have a guest, please have them sign the waiver at check-in and the emergency contact form and get their passenger wristband. This will allow them to ride with a coach on track or

with you. We can rent helmets to guests after 9am to make sure our paid drivers have rented theirs first. Guests may purchase lunch from the track cafe at the main window.

- If you are driving a convertible, please take a look at our convertible policy to make sure you can drive on track.
- When you get back to your car, place the number and letter stickers on the outside, upper passenger side of your windshield. See other cars in paddock for guidance for placement if needed.
- Don't forget, windows must be down whenever you are on the track.
- Check your event schedule for the time of all drivers meeting and location. This may change from track to track, so find out before, so you're not late. When you get to this meeting, your car should be 100% ready to go on track, car empty, stickers on windshield, your wristband. Individual group meetings will break out from the all drivers meeting. Most group leaders will let you know when there are going to be downloads. Please check with them to verify.
- There are different passing rules for each run group. Your group leader will be very specific on where those zones are, and how we run our passing protocols.
- After you're on track session, your group leader will let you know about download meetings. These happen immediately after your driving session.
- The grid is where you will line up before heading out on track. HOD releases the faster, more experienced drivers first. At Thunderhill this is the right side rows. The far left will be last to be released on track. You can arrive at the grid after the run group before you has departed.
- Lunch for the registered driver is included in your registration fee. Lunch starts at 11:30 and ends about 1:30. If you are done with your morning track sessions and downloads, head over to the cafe.

The following is a list of things you may want to bring with you.

Cooler / Appropriate Clothes / Camera / Snacks / Appropriate Shoes / Gloves / Folding Chair / Shade or Umbrella / Waterproof Tarp / Rain gear / Sunscreen / Hat / Change of Clothes / Sunglasses / Medications / Jack / Tools / Engine Oil / Tape / Brake Pads / Window Cleaner & Towels / Air pressure gauge / Brake Fluid / Paper towels / Torque Wrench.

If a novice driver, some of these won't be needed, until you are fully *hooked*, then you may want to add them to your bag! Some folks have a plastic tote that carries their "track stuff". Just throw it in the car and be ready to drive.

Our goal is for you to have fun, learn about your car and to be safe. If you have concerns, **ever**, please speak to your group leader, or Teri Barrett, Operations Manager and we will do what we can to make it right!

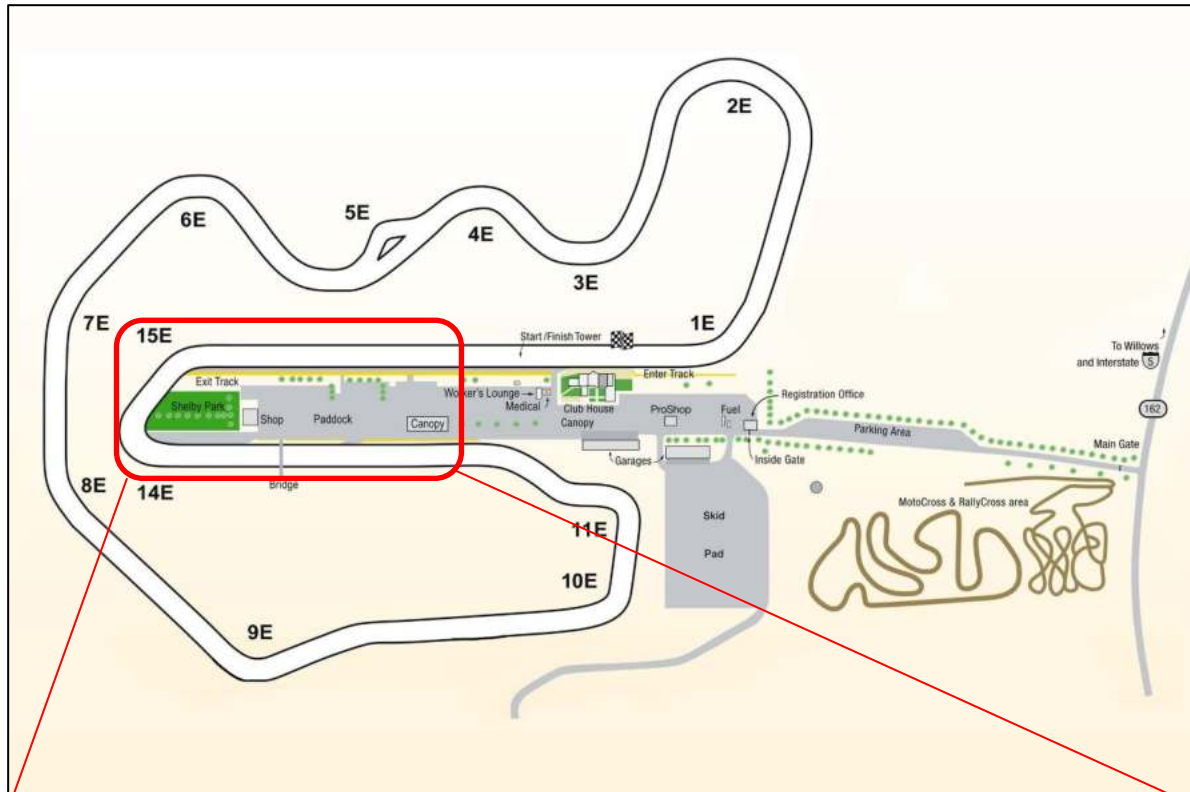
We hope you have a blast with Hooked On Driving! A day or two after the event, expect an email from us with a link to our Quality Control Survey. Please take a few minutes and tell us if we've met your expectations.

Thank you!!!

Key Locations

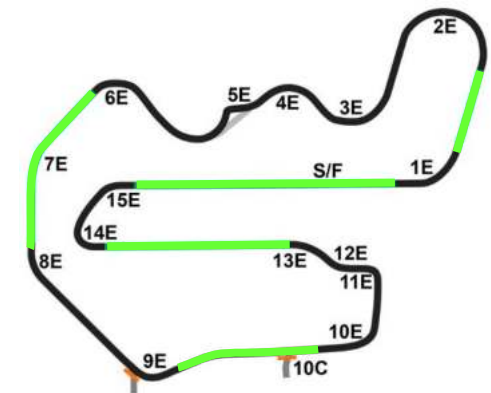


Thunderhill 3 Mile



Passing Rules

Group B
 All Passes on the Left
 Point-By Required, One for Each Car
 Passing Zones: T1-2, T6-8, T9-T10, T13-14, T15-1




Groups C, D, and T2
 Pass on Either Side
 Point-By Required for Group C
 Point-By **NOT** Required for Groups D and T2
 All Passes Must Demonstrate Good Judgment
 With Safety the Over-riding Factor

Flag Review



Green Flag - Track Open



Standing Yellow Flag – ABSOLUTELY NO PASSING until completely passed the incident and a manned flag station with no Yellow flag. There may be several yellow flags before the incident. SLOW DOWN, NO PASSING.

Waving Yellow Flag – Caution, incident is very near. Slow down, be prepared to stop. ABSOLUTELY NO PASSING until completely passed the incident and a manned flag station with no Yellow flag.



Black Flag Waving at YOU – Return to hot pits to talk with HOD official.

Furled Black Flag – Warning that YOU are driving in an unsafe manner and that you need to maintain control.

Black Flag Waving at ALL Stations – Clear the track, complete the lap and return to the hot pits for instructions.




Red Flag – Emergency! Come to an immediate and controlled stop on the side of the pavement in a safe location and in view of a manned flag station. Emergency vehicles will be on track. NO CREEPING, stay stopped and remain in car with helmet and belts on until instructed to continue by a flagger, usually with a waving black flag. Continue with extreme caution.



Passing Advisory Flag – A faster car is approaching you and may want to pass. Check your mirrors and be prepared to allow a pass. Some run groups have specific passing zones and some groups require a point-by to pass. Be you know the passing rules for your run group.




Surface Condition Flag – Caution! Oil or some kind of debris may be on the track surface or a slippery condition may exist. Typically only shown for 2 laps.



White Flag – Emergency vehicle or slow moving vehicle on track.



Mechanical Black Flag (meatball flag) – There may be something wrong with your car. Proceed to the hot pits at a reduced speed. If in limp mode, point other drivers by.



Checkered Flag – Session is over. Complete current lap and exit into the paddock. Passing rules apply during checkered flag. HOD typically displays checkered flag in two locations. Be sure you know where they will be displayed.