



**LOTS OF NEW INFORMATION IN THIS MESSAGE... PLEASE READ IT ALL.**

Welcome back to Sonoma Raceway. This is unusual, but we have three days in a row. The 8/13 date is a replacement from 7/27/21. If you have the stamina... and the tires and brakes and want to test them all, there is room on the 13th for some advanced drivers. You are scheduled to run with HOD on **one or more of the above three dates.**

**8/13/21** - This is one of our semi private events where 50% of the track time is for HOD groups C and D and the other 50% of the time is for a private driving club. For this date, we have changed the schedule to have 4 twenty five minute sessions, and 1 twenty minute session at the end of the day. Still the same minutes as with 6 sessions, but less changeover with the groups.

**8/14 & 8/15/21** - These two weekend dates are all public HOD run groups with each group getting 6 sessions, three in the morning and three in the afternoon.

**Sonoma Raceway will be enforcing masks indoors and social distancing. With the ever changing COVID guidelines be prepared. At this time passengers are still allowed. We ask that you have social spacing for all meetings.**

Click on this link to see important policies from HOD.

<https://www.hookedondriving.com/important-policies-and-forms>

**Attached find:** Event Schedule for 8/13 and another for 8/14 & 8/15, Paddock Map for both days and Flag Review Sheet

There is overnight access to the paddock on all three days, but take a look here, for entry time for your date.

**8/13/21** - You can have access to the paddock **after 6pm on the 12th**. Please see the paddock map for limits on the 8/13 date.

**8/14 & 8/15** - Since HOD has an event running on the 13th, participants coming in for the weekend, please do not crash the paddock early. Please hold off until at least **5pm**. There is a separate paddock map for the weekend event. There will be an autocross happening in the back paddocks, so we can not use that for parking. Please keep it tight while parking for the weekend. It will be a little crowded. If you stay overnight in the paddock, be aware that the track starts their day at 5am and the paddock can be quite noisy starting then.

**Sonoma Raceway requires all drivers to have long pants and closed toe shoes while on track. If you have a guest, crew or team member that will either be in the car on track or in the hot pit lane, they must also have on long pants. The track considers the hot pit lane part of the hot track and will be enforcing this.**

### **Event Logistics:**

- Track goes hot at 8:00 for all three days. Please check the schedule to see when you will go out. All drivers must attend the first mandatory drivers meeting which is by run group. Please see the schedule attached. Since there are no PA announcements before 8am... know what time your mandatory driver meeting is!
- **102.9 db** event ~ Note that it's not 103 !!!
- Check-in will be at Garage #1.
- Gates open at 6:30 am and check-in begins at 6:45am.
- At check-in you will get your run group letter, wristband and lunch ticket. If you have a passenger, they will need to complete info in order to get a passenger wristband.
- If your guest is a minor, check out the HOD policy and requirements for a minor to ride in the car on track.
- Check out your account on the website, and make sure your e-signature tech sheet is up to date. The page will show if you need to get the forms signed, or if they are already completed.
- Helmets must have a current HOD sticker. **If you don't have one**, please bring your helmet to check-in for inspection and a sticker. Helmets must be **SA2010** (good through the end of this year) or newer, no **M** helmets please.
- We will have some helmets available to rent. \$30 per day.
- If you are using a 5 or 6 point harness, you must have an approved HANS

device. If you have a harness and have a passenger, they must have the same exact safety gear as you. You have 5 point & HANS, they must have 5 point and HANS. We do have a few HANS for rent.

- All cars must have 6 inch numbers on each side. HOD will have numbers available (\$5 for a set). Already have numbers? Prefer blue tape, bring it and you are good to go!
- We are working with the Raceway Cafe to reduce lunch lines. Here are a couple of tips to help: Be sure you have your lunch ticket! Arrive at the outside window ready to pick up our HOD lunch. Bring a guest, they can order from the cafe at the window to the left of the HOD window. Lunch will be served starting at 11:30 to 1:30. If you are done with your morning track sessions, head on over to get your lunch.

**No alcohol to be consumed anywhere on track property before the final checkered flag for anyone.**

Thanks to you all the word is getting out about Hooked On Driving. We THANK YOU for choosing us and inviting your friends and family.

If you have any questions, please feel free to reach out to me by email or phone.

Teri Barrett

Operations Manager

Ph (707) 495 0374

Fax (707) 762 9113

[terib@hookedondriving.com](mailto:terib@hookedondriving.com)

PO Box 2966, Petaluma, CA 94953-2966

<https://www.hookedondriving.com>



## Head and Neck Restraint Requirement

As of 1/1/19, HOD nationally, requires FIA or SFI certified Head and Neck Restraints for any drivers and/or passengers in cars equipped with 5 or 6 -point harnesses during an HOD event. This does NOT apply to cars utilizing stock, 3-point seat belt systems. |

Currently, approved head and neck restraint systems are:

- NecksGen
- HANS
- Simpson Hybrid S
- Schroth SHR Flex
- Stand 21 Ultimate, Hitech, and Club Series
- Z Neck Tech (Zamp)

HOD will not require or prohibit the use of these systems with 4-point harnesses, and notes that the Schroth ASM 4-point system is the only one certified as proven to provide anti-submarining protection. Further, the Simpson Hybrid S is currently the only system that has been certified to provide restraint functions with 3-point, 4-point, as well as 5 or 6-point systems.

There will be a one event grace period for those who did not get this notice.

## Thank you for choosing Hooked On Driving! This page should give you a good idea of What to Expect when you arrive at Sonoma Raceway

- It is best to arrive with a full tank of gas. You will use a lot during the day. Gas is available at the track, but is more expensive than at a gas station. Watch your gauge during the day, if you are much below ½ tank, it's a great idea to fill up. Please do not run out of gas on the track!!!
- When you arrive at the front gate you will be met by a track employee and ask you and your guests to sign a track waiver. There is no charge at the gate and this waiver is just for the track.
- Once the waiver is signed you will be directed into the “paddock” which is really just the parking lot. You will see how other cars have parked or you can ask one of our HOD team with yellow shirts and big smiles to help you find a spot. They can also answer any questions you might have.
- After you park you will want to empty your car of all loose gear. Some folks bring a plastic tub and place their gear in it. Your gear will be OK for the day, just on the ground near your car. You are welcome to bring inside if you have any concerns. Our check-in is inside the main clubhouse.
- Next you should bring in your helmet and get checked in. **If we have seen your helmet recently and you have a current HOD 2010 or HOD 2015 sticker on it, no need to bring in it.** We are not using the Team HOD hard cards any longer. If you have not completed the E-Signature forms online, you will be asked to complete a self tech sheet or waiver for today's event. To see if you are good to go...Go to the HOD website, choose your account in the top right corner and see if you have completed the documents.

**NOTE:** Your helmet must be a SA2010 or newer helmet. NO “M” (motorcycle) helmets are allowed.

- At check-in, you will get your run group letter, a lunch ticket and your driver's wristband. Schedules, track maps, flag review sheets are all available at the check-in desk.
- 6” numbers are required on both sides of your car. Vinyl numbers are available from HOD for \$5/set. If you prefer to bring blue tape and do it yourself... all good!
- If you have a guest, please have them sign the waiver at check-in and the emergency contact form and get their passenger wristband. This will allow them to ride with a coach on track or with you. We can rent helmets to guests after 9 am to make sure our paid drivers have rented theirs first. Guests may purchase lunch from the track cafe at the main window.
- If you are driving a convertible, please take a look at our convertible policy to make sure you can drive on track. <https://www.hookedondriving.com/important-documents>

- When you get back to your car, place the number and letter stickers on the outside, upper passenger side of your windshield. See other cars in the paddock for guidance on placement if needed.
- Don't forget, windows must be down whenever you are on the track.
- Check your event schedule for the time of all driver meetings and location. This may change from track to track, so find out before, so you're not late. When you get to this meeting, your car should be 100% ready to go on track, car empty, stickers on windshield, your wristband. Individual group meetings will break out from the all drivers meeting. Most group leaders will let you know when there are going to be downloads. Please check with them to verify.
- There are different passing rules for each run group. Your group lead will be very specific on where those zones are, and how we run our passing protocols.
- **Please make sure you know how to get on and off the track. Sounds funny, but it has happened, and then it's not so funny.**
- After you're on track session, your group lead will let you know about download meetings. These happen immediately after your driving session.
- The grid is where you will line up before heading out on track. HOD releases the faster, more experienced drivers first. At Sonoma, this is the left side rows. The far right will be the last to be released on track. You can arrive at grid after the run group before you has been released to go on track.
- Lunch for the registered driver is included in your registration fee. Lunch starts at 11:30 and ends around 1:30. If you are done with your morning track sessions and downloads, head over to the cafe with your lunch ticket.

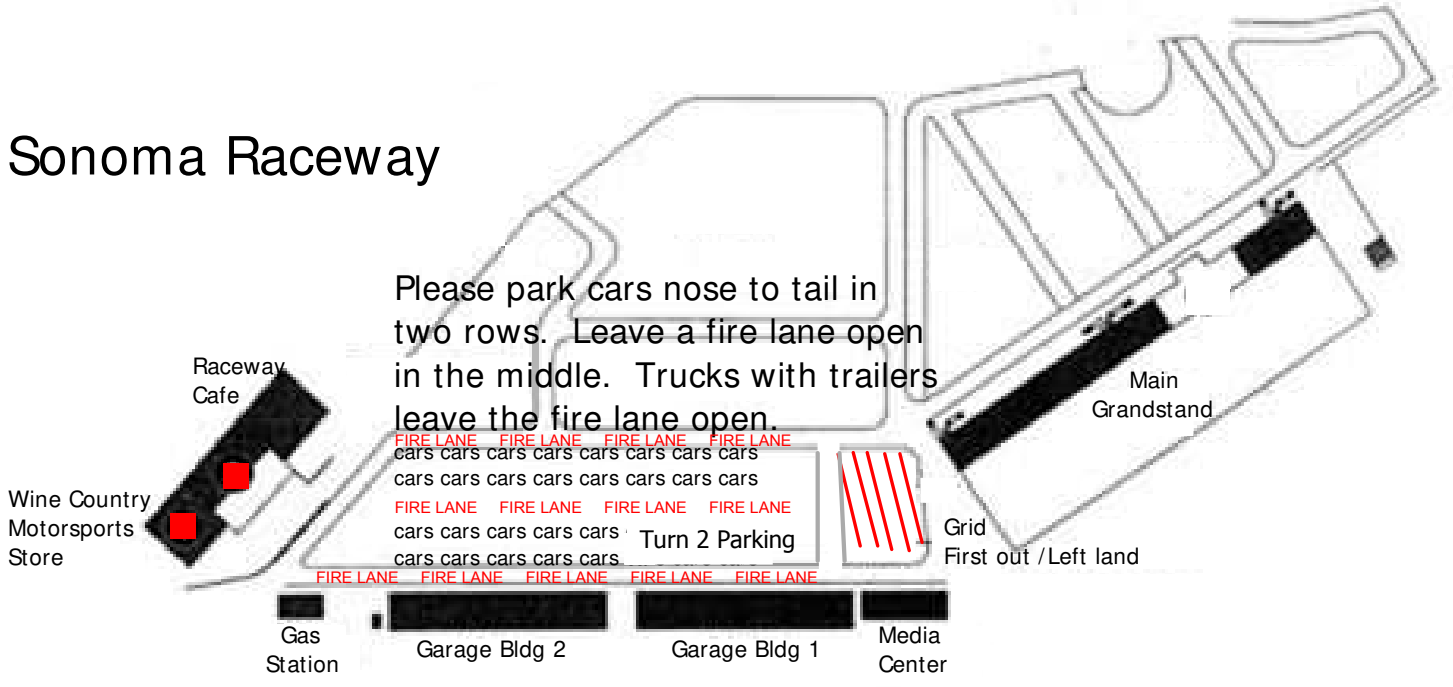
Our goal is for you to have fun, learn about your car and to be safe. If you have concerns, ever, please speak to your group leader, or Teri Barrett, Operations Manager [TeriB@HookedOnDriving.com](mailto:TeriB@HookedOnDriving.com) or at 707 495 0374, and we will do what we can to make it right!

We hope you have a blast with Hooked On Driving! A day or two after the event, expect an email from us with a link to our Quality Control Survey. Please take a few minutes and tell us if we met your expectations.

**Thank you!!!**

# Sonoma Raceway

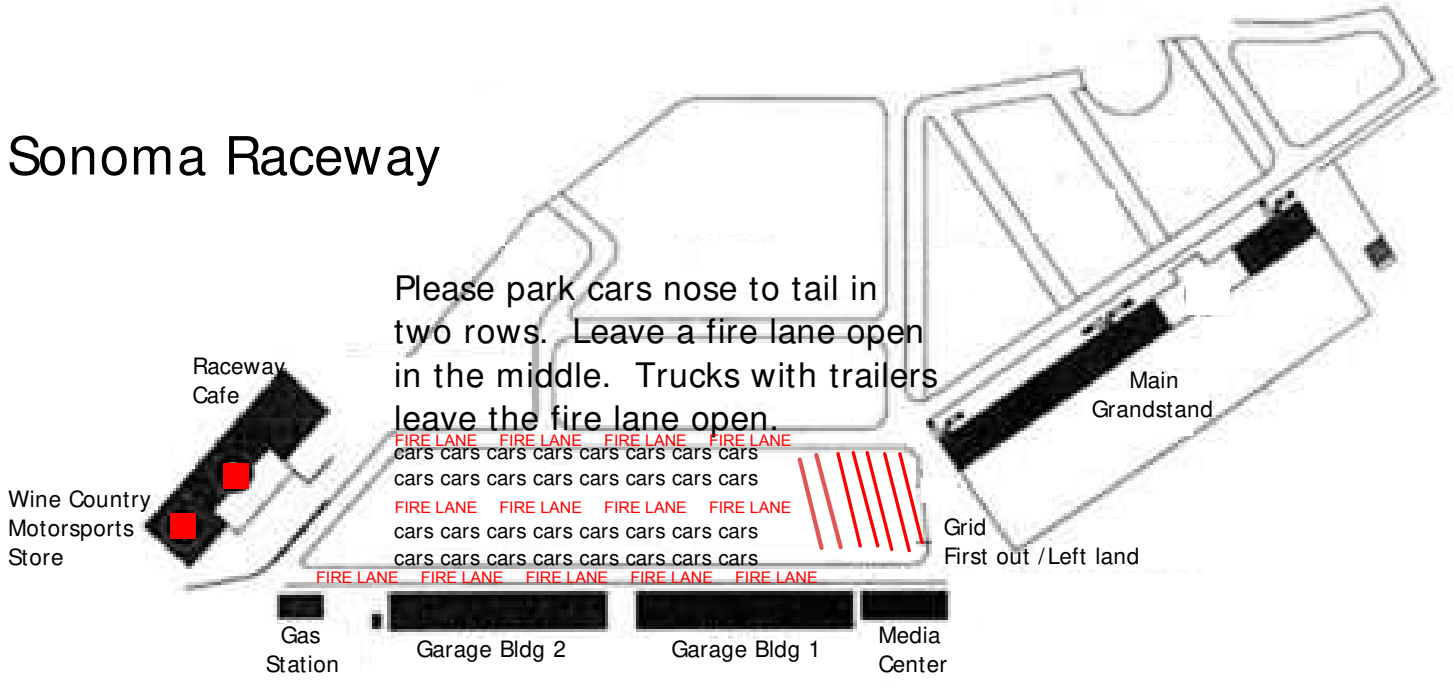
Please park cars nose to tail in two rows. Leave a fire lane open in the middle. Trucks with trailers leave the fire lane open.



## MAP FOR 8/13/21

# Sonoma Raceway

Please park cars nose to tail in two rows. Leave a fire lane open in the middle. Trucks with trailers leave the fire lane open.



## MAP FOR 8/14 AND 8/15/21



# Sonoma Raceway Map And HOD Passing Rules



## Passing Rules

### Group B –Intermediate

All Passes on the Left

Point-By Required, One for Each Car

Passing Zones:, T4-5, T6-7, T10-11, T11-1



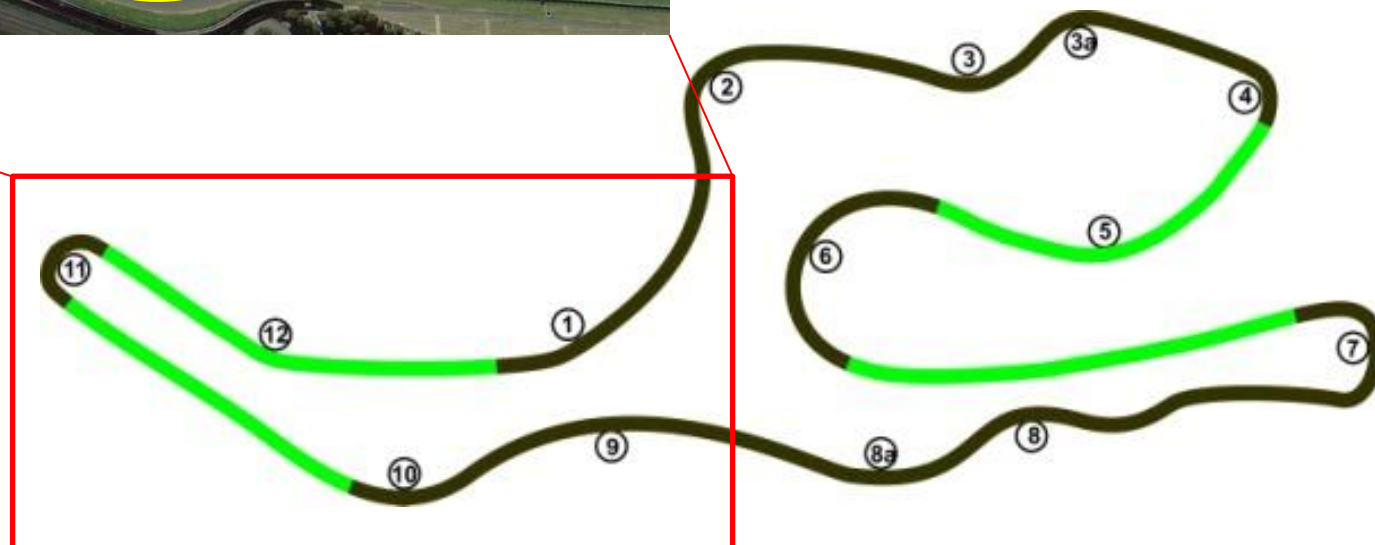
### Groups C-High, C-Low, and D

Pass on Either Side

Point-By Required for Groups C-High & C-Low

Point-By **NOT** Required for Group D


All Passes Must Demonstrate Good Judgment  
With Safety the Over-riding Factor



# Flag Review



**Green Flag - Track Open**



**Standing Yellow Flag** – ABSOLUTELY NO PASSING until completely passed the incident and a manned flag station with no Yellow flag. There may be several yellow flags before the incident. SLOW DOWN, NO PASSING.

**Waving Yellow Flag** – Caution, incident is very near. Slow down, be prepared to stop. ABSOLUTELY NO PASSING until completely passed the incident and a manned flag station with no Yellow flag.



**Black Flag Waving at YOU** – Return to hot pits to talk with HOD official.

**Furled Black Flag** – Warning that YOU are driving in an unsafe manner and that you need to maintain control.

**Black Flag Waving at ALL Stations** – Clear the track, complete the lap and return to the hot pits for instructions.




**Red Flag** – Emergency! Come to an immediate and controlled stop on the side of the pavement in a safe location and in view of a manned flag station. Emergency vehicles will be on track. NO CREEPING, stay stopped and remain in car with helmet and belts on until instructed to continue by a flagger, usually with a waving black flag. Continue with extreme caution.



**Passing Advisory Flag** – A faster car is approaching you and may want to pass. Check your mirrors and be prepared to allow a pass. Some run groups have specific passing zones and some groups require a point-by to pass. Be you know the passing rules for your run group.




**Surface Condition Flag** – Caution! Oil or some kind of debris may be on the track surface or a slippery condition may exist. Typically only shown for 2 laps.



**White Flag** – Emergency vehicle or slow moving vehicle on track.



**Mechanical Black Flag (meatball flag)** – There may be something wrong with your car. Proceed to the hot pits at a reduced speed. If in limp mode, point other drivers by.



**Checkered Flag** – Session is over. Complete current lap and exit into the paddock. Passing rules apply during checkered flag. HOD typically displays checkered flag in two locations. Be sure you know where they will be displayed.